




Name:

Date:

Playlist #1

Parts of Speech Review (Nouns, Verbs, Adjectives, Adverbs)

**Directions:** This playlist is a list of activities you will be responsible for completing as we review the most common 4 parts of speech. Be sure to update your playlist with dates you complete each step. As always, follow directions closely and touch-base with Miss Enos at the required check-in points.

Activity	Directions	Notes	Date Completed
<p>1.) Log on to Edpuzzle- Join your class.</p> 	<p>Go to this <a href="#">site</a> and log in as a new student. Sign up with Google (the red button). Hit join class and use the following codes:</p> <p>Per. Per. Per. Per.</p>		
<p>2.) Welcome to Skills Lab #1</p> 	<p>Log into Edpuzzle.com. View the Welcome to Skills Lab #1 video where I introduce the process for our Skills Lab Journey.</p> <p><b>Tech Tip:</b> Edpuzzle will hold your place if you have to stop watching a video. It will remember and allow you to return to that spot the next time.</p> 		
<p>3.) Skills Lab #1 Notes: How Do You Learn Best?</p>	<p>You will view, read, or hear a lesson to review the information for this skills lab. Since everyone learns differently, I'm giving you a choice for the format of your lesson.</p>		



You may...

- Watch this video lesson to review the Parts of Speech
- Check out this website
- Listen to a podcast from Grammar Girl here.
- See me for a face-to-face lesson

No matter what format you chose for your lesson, everyone will be completing the Skill Lab #1 Notes sheet. Your blank notes sheet can be found in Google Classroom posted with your skills lab assignment.

**Tech Tip: If you would like to create a split screen to take notes as you view the lesson, see me to learn how.**



4.) Quizlet



Go to Quizlet.com and review the flashcards for these 4 parts of speech. Once you are ready, try some of the games. Play the games until you feel confident in identifying nouns, adjectives, adverbs, and verbs. Remember, there is a link directly to your Class for Quizlet in the About section of classroom.

5.) Brain Rush Game













Play the following [Brain Rush](#). Hit the play button, then hit the play without logging in button, then hit start game. Play until you feel ready to move on.

6.) Set Up An Account on GoFormative.com



Sign up for an account on [goformative.com](#).  
Class Codes:

<p>7.) GoFormative Practice</p> 	<p>Go to <a href="https://www.goformative.com">GoFormative.com</a>. Complete the assignment titled "Part of Speech Check-In" <b>See me when you are done so we can check your answers.</b></p>		
<p>8.) Same Word Different Part of Speech Padlet</p> 	<p>Words can often be used as multiple parts of speech, depending on the context of the sentence. For example, nurse can be a noun (as in a person who works at a hospital) or a verb (meaning to take care of someone who's sick). <a href="#">On this Padlet</a>, post a word that can be used in at least two different parts of speech and explain it. Be sure to put your name on the post, so I know it's yours. Feel free to add an image. No repeat words!</p>		
<p>9.) POS Review Sort-</p> 	<p>Complete the sorting drag-and-drop activity using the google drawing attached to this playlist in Classroom. <b>See me if you need help or if you would like to work with a partner on this. Check in with Miss Enos when you're finished.</b></p>		
<p>10.) Owing the Skill</p>  <p>Thinking about how you would teach something to another person, ultimately helps us learn it better!</p>	<p>To help you master the skills in the skills lab, you're going to create a grammar handbook to explain each skill and give examples to show that you understand the topic. Each topic will have at least one page in your handbook. Your handbook can be digital or hard copy. See this <a href="#">handout</a> for the specifics. Today, you'll create the first entry. Imagine that you have to teach the parts of speech to someone else. How would you explain it simply?</p> <p><b>Tech Tip: See me if you do not know how to copy and paste a shareable link. You can't just copy and paste the link in the address box to share a doc/slide. the link in</b></p> 	<p><a href="#">Insert link to your handbook here:</a></p>	

	the address box to share a doc or slide.		
<p>11.) Am I ready?</p>  	<p>Take this <a href="#">form</a> to see if you are ready to take the Skills Lab #1 Quiz. This form will be a great way to test yourself to see if you have mastered the skills in this playlist. Imagine that this is a real quiz and do your very best. <b>See me when you finish the form to discuss how you did.</b></p>		
<p>12. Work Until You Master! Extra Practice If Needed</p>  	<p>You know yourself best! If you need a bit more practice before you feel you've mastered this skill, no problem! Some skills will need more practice than others. Take the time to be comfortable before you take the quiz. You're in the driver's seat! <b>Go to this <a href="#">link</a> for more practice or see Miss Enos directly for more help.</b></p>		
<p>13) Skills Lab #1 Quiz</p> 	<p>When you are happy with your score from your "Am I ready?" form and feel confident that you've mastered the Parts of Speech Review, you are ready to take the Skills Lab#1 Quiz! <b>See me to get a copy of the quiz.</b></p>		